

Mae gwasanaethau'n gallu newid felly gwnewch eich gwaith cartref cyn teithio.
Services are subject to change check before you travel.



TRAFNIDIAETH CYMRU
TRANSPORT FOR WALES

13 Rhagfyr 2020 - 15 Mai 2021 13 December 2020 - 15 May 2021

Amserau Trenau Train Times

Caerdydd - Henffordd - Amwythig - Crewe - Manceinion

Cardiff - Hereford - Shrewsbury - Crewe -
Manchester



Teithio'n saffach

Travel safer



Dod o hyd i drenau llai prysur: defnyddiwch ein Gwiriwr Capasiti NEWYDD a Theithio'n Saffach www.trctrenau.cymru/travel-safer

Find trains with space: use our NEW Capacity Checker and Travel Safer www.tfwrail.wales/travel-safer

Caerdydd - Henffordd - Amwythig - Crewe - Manceinion						Dydd Llun i ddydd Gwener				
Cardiff - Hereford - Shrewsbury - Crewe - Manchester						Mondays to Fridays				
	AW	AW	AW MX	AW FO	AW FX	AW	AW	AW	AW	AW
Aberdaugleddau / Milford Haven	d									0554
Caerfyrddin / Carmarthen	d						0500	0545	0558	0652
Llanelli	d						0529	0615	0625	0721
Abertawe / Swansea	d			0346		0528		0639		0749
Castell Nedd / Neath	d			0358		0540		0653		0800
Parcfordd Port Talbot Parkway	d			0405		0547	0558	0705		0807
Pen-y-Bont ar Ogwr / Bridgend	d			0427		0602	0614	0719		0822
Caerdydd Canolog / Cardiff Central	d		0435	0537	0538	0635	0658	0750		0850
Llundain Paddington / London Paddington	d									0712
Reading	d			0651		0750				0738
Bryste Temple Meads / Bristol Temple Meads	d					0554	0626	0653		0753
Casnewydd / Newport	d		0453	0556	0558	0648	0713	0805		0903
Cwmbrân	d		0505	0606	0608	0659	0724	0815		0914
Pontypwl a New Inn / Pontypool & New Inn	d		0511	0612	0614		0731	0821		
Y Fenni / Abergavenny	d		0522	0621	0623	0714	0741	0830		0927
Henffordd / Hereford	a		0547	0646	0648	0739	0807	0855		0952
Henffordd / Hereford	d		0547	0647	0649	0739		0857		0954
Llanllieni / Leominster	d		0600	0700	0702	0752		0910		1007
Llwydlo / Ludlow	d		0611	0711	0713	0803		0921		1018
Craven Arms	d		0620	0719	0721	0812		0929	0945	1026
Church Stretton	d		0629	0728	0730	0821		0938	0958	1035
Amwythig / Shrewsbury	a		0643	0743	0745	0836		0954	1014	1051
Amwythig / Shrewsbury	d	0531	0646	0746	0746	0836		0956	1017	1051
Aberystwyth	a		0921							1322a
Wrecsam Cyffredinol / Wrexham General	a									
Yorton	d	0540x				0845x			1027x	
Wem	d	0545	0658	0757	0757	0850			1034	
Prees	d	0550x				0855x			1039x	
Yr Eglwys Wen / Whitchurch	d	0557	0706	0806	0806	0902			1047	1108
Wrenbury	d	0603x				0908x			1053x	
Yr Heledd Wen / Nantwich	d	0609	0716	0815	0815	0914			1100	1117
Crewe	a	0617	0627d	0725	0824	0824	0924		1025	1111
Caer / Chester	a	0719a				1010a		1112a		
Cyffordd Llandudno / Llandudno Junction	a	0816a				1103a		1158a		
Bangor	a	0839a				1122a		1219a		
Caerdybi / Holyhead	a	0921a				1153a		1249a		
Runcorn	a	0723a	0825a	0900a	0922a	1024a		1101a		
Lerpwl Lime Street / Liverpool Lime Street	a	0742a	0844a	0920a	0940a	1043a		1119a		
Alderley Edge	a									
Wilmslow	a	0644	0746	0847	0847	0949		1048		1149
Stockport	a	0655	0758	0859	0859	0959		1059		1159
Manceinion Piccadilly / Manchester Piccadilly	a	0708	0809	0913	0912	1011		1111		1213

Nodiadau

MX Dydd Mawrth i ddydd Gwener
 FO Dydd Gwener yn unig
 FX Dydd Llun i ddydd Iau

Notes

MX Tuesdays to Fridays
 FO Fridays only
 FX Mondays to Thursdays

Mae'n bosibl na fydd tocynnau Off-Peak Day yn ddilys i deithio rhwng 0430 a 0930 ac ar gyfer teithiau sy'n cychwyn rhwng 1600 a 1829 Llun-Gwener. Dylech wirio am unrhyw gyfyngiadau cyn teithio.
 Off-Peak Day tickets may not be valid for travel between 0430 and 0930 and for journeys starting between 1600 and 1829 Mon-Fri. Please check restrictions before travel.

Gall gwaith i wella rheilffyrdd effeithio ar deithiau ar ddiwrnodau'r wythnos cyn 0630 neu ar ôl 2100. Cyn teithio, ewch i www.trctrenau.cymru neu ffoniwch 03457 48 49 50.

Rail improvement work can affect journeys on weekdays before 0630 or after 2100 hours and on weekends. Before travelling, visit www.tfwrail.wales or call 03457 48 49 50.

Caerdydd - Henffordd - Amwythig - Crewe - Manceinion **Dydd Llun i ddydd Gwener**
Cardiff - Hereford - Shrewsbury - Crewe - Manchester **Mondays to Fridays**

	AW	AW	AW	AW	AW	AW	AW	AW	AW	
Aberdaugleddau / Milford Haven	d 0703				0907			1105		
Caerfyrddin / Carmarthen	d 0800		08 14	0859	1005	1059		1203	1300	
Llanelli	d 0830		0843	0929	1030	1129		1228	1330	
Abertawe / Swansea	d 0854		0905	0955	1052	1153		1252	1354	
Castell Nedd / Neath	d 0905		0920	1006	1106	1204		1306	1405	
Parcfordd Port Talbot Parkway	d 09 13		0932	10 14	11 17	12 12		13 17	14 13	
Pen-y-Bont ar Ogwr / Bridgend	d 0925		0948	1027	1132	1224		1332	1425	
Caerdydd Canolog / Cardiff Central 7	d 0956		10 14	1052	1156	1249		1357	1449	
Llundain Paddington / London Paddington 15	d 08 18			09 18	10 18			12 18		
Reading 7	d 0843			0943	1043	1348		1243	1545	
Bryste Temple Meads / Bristol Temple Meads 10	d 0924			0957	1120	1156		1321	1356	
Casnewydd / Newport	d 1009		1029a	1105	1209	1303		14 10	1503	
Cwmbrân	d 1020			1116	1220	13 13		1421	15 13	
Pontypwl a New Inn / Pontypool & New Inn	d 1025				1225	13 19		1426		
Y Fenni / Abergavenny	d 1035			1129	1235	1328		1436	1526	
Henffordd / Hereford 7	a 1100			1153	1300	1353		150 1	155 1	
Henffordd / Hereford 7	d 1100			1154	1300	1354		150 1	1553	
Llanllieni / Leominster	d 1113			1207	13 13	1407		15 14	1606	
Llwydlo / Ludlow	d 1124			12 18	1324	14 18		1525	16 17	
Craven Arms	d 1133			1227	1333	1426			1626	
Church Stretton	d 1142			1236	1342	1435				
Amwythig / Shrewsbury	a 1157			125 1	1357	1450		1552	1647	
Amwythig / Shrewsbury	d 1157	1224		125 1	1357	145 1	1424	1556	1648	1624
Aberystwyth	a			152 1a		172 1a			192 1a	
Wrecsam Cyffredinol / Wrexham General	a									
Yorton	d	1234x					1434x		1634x	
Wem	d	1240					1440		1659	1640
Prees	d	1245x					1445x		1645x	
Yr Eglwys Wen / Whitchurch	d	1252		1308		1508	1452		1708	1652
Wrenbury	d	1259x					1459x		1659x	
Yr Heledd Wen / Nantwich	d	1305		13 18		15 17	1505		17 17	1705
Crewe 10	a 1227	13 15		1328	1427	1528	15 15	1627	1727	17 15
Caer / Chester	a					1608a			1807a	
Cyffordd Llandudno / Llandudno Junction	a								1858a	
Bangor	a								19 18a	
Caerdybi / Holyhead 20	a									
Runcorn	a 1300a	1402a		1424a	1500a	1600a	1625a	1700a	1800a	1824a
Lerpwl Lime Street / Liverpool Lime Street 10	a 1320a	14 19a		1443a	15 19a	1620a	1643a	1720a	1820a	1844a
Alderley Edge	a									
Wilmslow	a 1249			1349	1449	1549		1650	1749	
Stockport	a 1259			1359	1459	1559		1659	1759	
Manceinion Piccadilly / Manchester Piccadilly 10	a 13 13			14 13	15 13	16 13		17 13	18 13	

Mae'n bosibl na fydd tocynnau Off-Peak Day yn ddilys i deithio rhwng 0430 a 0930 ac ar gyfer teithiau sy'n cychwyn rhwng 1600 a 1829 Llyn-Gwener. Dylech wirio am unrhyw gyfyngiadau cyn teithio.
 Off-Peak Day tickets may not be valid for travel between 0430 and 0930 and for journeys starting between 1600 and 1829 Mon-Fri.
 Please check restrictions before travel.

Gall gwaith i wella rheilffyrdd effeithio ar deithiau ar ddiwrnodau'r wythnos cyn 0630 neu ar ôl 2100. Cyn teithio, ewch i www.trctrenau.cymru neu ffoniwch 03457 48 49 50.

Rail improvement work can affect journeys on weekdays before 0630 or after 2100 hours and on weekends. Before travelling, visit www.tfwrail.wales or call 03457 48 49 50.

Caerdydd - Henffordd - Amwythig - Crewe - Manceinion						Dydd Llun i ddydd Gwener				
Cardiff - Hereford - Shrewsbury - Crewe - Manchester						Mondays to Fridays				
	AW	AW	AW	AW	AW	AW FO	AW FO	AW	AW	AW
Aberdaugleddau / Milford Haven	d	1300		1507						
Caerfyrddin / Carmarthen	d	1357	1500	1605			1655			
Llanelli	d	1422	1530	1630	1643		1725			
Abertawe / Swansea	d	1446	1554	1654	1705		1749			
Castell Nedd / Neath	d	1500	1605	1705	17 19		1804			
Parcfordd Port Talbot Parkway	d	15 11	16 13	17 12	1730		18 15			
Pen-y-Bont ar Ogwr / Bridgend	d	1525	1625	1724	1745		1830		2024	
Caerdydd Canolog / Cardiff Central	d	1550	1650	1748	1823		1855	20 15	2 115	2 156
Llundain Paddington / London Paddington	d	14 18	15 18							
Reading	d	1443	1543	1850			1949			
Bryste Temple Meads / Bristol Temple Meads	d	1457	1556	1722			1756			
Casnewydd / Newport	d	1603	1703	1801	1837a		1908	2029	2 128	22 14
Cwmbrân	d	16 14	17 14	18 12			19 19	2039	2 140	2225
Pontypwl a New Inn / Pontypool & New Inn	d	16 19	17 19	18 17			1924	2045		2231
Y Fenni / Abergavenny	d	1628	1729	1827			1933	2054	2 153	2241
Henffordd / Hereford	a	1653	1753	1852			1958	2 119	2220	2309
Henffordd / Hereford	d	1654	1757	1853			1959	2 122	2220	2309
Llanllieni / Leominster	d	1707	18 10	1906			20 12	2 135	2233	2322
Llwydlo / Ludlow	d	17 18	1822	19 17			2023	2 146	2244	2333
Craven Arms	d	1726	1831	1926			2031	2 154	2253	2343
Church Stretton	d	1735	1840	1935			2040	2204	2302	2352
Amwythig / Shrewsbury	a	1750	1855	1950			2057	22 19	23 17	00 10
Amwythig / Shrewsbury	d	1751	1857	1950		20 15	2032	2057	2220	23 17
Aberystwyth	a		2 122a							
Wrecsam Cyffredinol / Wrexham General	a									
Yorton	d						204 tx	2228x	2326x	0022x
Wem	d						2047	2233	233 1	0027
Prees	d						2052x	2237x	2336x	0032x
Yr Eglwys Wen / Whitchurch	d	1808	19 14				2059	2 114	2245	2342
Wrenbury	d						2 106x	2250x	2348x	0045x
Yr Heledd Wen / Nantwich	d	18 17	1924				2 112	2 123	2257	2354
Crewe	a	1827	1934	202 1		2045	2 12 1	2 133	2307	0004
Caer / Chester	a	19 15a	2049a				2 158a		0026	
Cyffordd Llandudno / Llandudno Junction	a	20 12a					2259a		0 130a	
Bangor	a	2029a					2324a		0 147a	
Caergybi / Holyhead	a	2 100a					0005a		02 15a	
Runcorn	a	1903a		2058a			2206a			
Lerpwl Lime Street / Liverpool Lime Street	a	1922a		2 118a			2223a			
Alderley Edge	a									
Wilmslow	a	1850	1957	2042			2227a	2 15 1		
Stockport	a	1859	2007	2053			2235a	220 1		
Manceinion Piccadilly / Manchester Piccadilly	a	19 13	20 19	2 107			2246a	22 15		

Nodiadau

FO Dydd Gwener yn unig











Notes

FO Fridays only

Mae'n bosibl na fydd tocynnau Off-Peak Day yn ddilys i deithio rhwng 0430 a 0930 ac ar gyfer teithiau sy'n cychwyn rhwng 1600 a 1829 Llun-Gwener. Dylech wirio am unrhyw gyfyngiadau cyn teithio.
Off-Peak Day tickets may not be valid for travel between 0430 and 0930 and for journeys starting between 1600 and 1829 Mon-Fri.
Please check restrictions before travel.

Gall gwaith i wella rheilffyrdd effeithio ar deithiau ar ddiwrnodau'r wythnos cyn 0630 neu ar ôl 2100. Cyn teithio, ewch i www.trctrenau.cymru neu ffoniwch 03457 48 49 50.

Rail improvement work can affect journeys on weekdays before 0630 or after 2100 hours and on weekends. Before travelling, visit www.tfwrail.wales or call 03457 48 49 50.

Manceinion - Crewe - Amwythig - Henffordd - Caerdydd						Dydd Llun i ddydd Gwener				
Manchester - Crewe - Shrewsbury - Hereford - Cardiff						Mondays to Fridays				
	AW	AW	AW	AW	AW	AW DD	AW	AW	AW	AW
Manceinion Piccadilly / Manchester Piccadilly 	d		05 11a	0555a	0630	0643a	0730	0831	0931	1031
Stockport	d		05 13a	0603a	0639	065 1a	0739	0839	0939	1039
Wilmslow	d		06 11a	0647	0659a	0747	0847	0947	1047	
Alderley Edge	d									
Lerpwl Lime Street / Liverpool Lime Street 	d			0526a	06 10a		0705a	0805a	0908a	1005a
Runcorn	d			0543a	0627a		0723a	0825a	0927a	1026a
Caerdybi / Holyhead 	d						055 1a	0655a		0855a
Bangor	d						06 18a	0722a		0922a
Cyffordd Llandudno / Llandudno Junction	d			0438a			0636a	0740a		0940a
Caer / Chester	d		0459a	055 1a		0645a	0735a	0835a	0853a	1035a
Crewe 	d	0450		0558	0640	0709	0734	08 10	0909	1009
Yr Heledd Wen / Nantwich	d	0458		0606	0647	07 17	0742			
Wrenbury	d			06 12x			0748x			
Yr Eglwys Wen / Whitchurch	d	0509		06 19	0659		0757			
Prees	d			0625x			0802x			
Wem	d	05 18		0630	0709		0809			
Yorton	d			0635x			08 13x			
Wrecsam Cyffredinol / Wrexham General	d									
Aberystwyth	d					0526a	0629a		0728a	0929a
Amwythig / Shrewsbury	a	0530		0646	0725	0743	0826	0842	0939	1039
Amwythig / Shrewsbury	d	0531	06 10	0648		0744	0833	0844	0940	1040
Church Stretton	d	0546	0626	0703		0759			1055	1155
Craven Arms	d	0554	0634	0711		0807		0904		1103
Llwydlo / Ludlow	d	0602	0643	07 18		08 15		09 11	1006	1110
Llanllieni / Leominster	d	06 12	0654	0729		0826		0922	10 16	11 21
Henffordd / Hereford 	a	0631	07 10	0745		0842		0938	1032	1137
Henffordd / Hereford 	d	0638	07 10	0748		0844		0939	1033	1145
Y Fenni / Abergavenny	d	0701	0734	08 12		0907		1002	1056	1208
Pontypwl a New Inn / Pontypool & New Inn	d	07 12	0745	0822		09 18		10 13	1106	12 18
Cwmbrân	d	07 17	0750	0828		0924		10 18	1111	1223
Casnewydd / Newport	a	0730	0801	0840		0937		1029	1124	1237
Bryste Temple Meads / Bristol Temple Meads 	a	0658	0920	0950		105 1		1116	12 15	13 15
Reading 	a	0547		08 11		1114		12 14	13 14	14 16
Llundain Paddington / London Paddington 	a					114 1		1240	134 1	1442
Caerdydd Canolog / Cardiff Central 	a	0746	08 18	0856		0959		1045	1143	1252
Pen-y-Bont ar Ogwr / Bridgend	a	08 10		0920		1026		1107	1207	13 15
Parcfordd Port Talbot Parkway	a	0825		0935		104 1		1122	12 19	1330
Castell Nedd / Neath	a	0836		0945		1048		1133	1227	1340
Abertawe / Swansea	a	0853		1002		1102		1149	1240	1356
Llanelli	a	0928		1024		1128		12 16	13 14	14 18
Caerfyrddin / Carmarthen	a	1000		1054		1155		1246	134 1	1447
Aberdaugleddau / Milford Haven	a	1104				1300			1445	1643

Nodiadau

DD I Birmingham Rhyngwladol

Notes

DD To Birmingham International

Mae'n bosibl na fydd tocynnau Off-Peak Day yn ddilys i deithio rhwng 0430 a 0930 ac ar gyfer teithiau sy'n cychwyn rhwng 1600 a 1829 Llun-Gwener. Dylech wirio am unrhyw gyfyngiadau cyn teithio.
Off-Peak Day tickets may not be valid for travel between 0430 and 0930 and for journeys starting between 1600 and 1829 Mon-Fri.
Please check restrictions before travel.

Gall gwaith i wella rheilffyrdd effeithio ar deithiau ar ddiwrnodau'r wythnos cyn 0630 neu ar ôl 2100. Cyn teithio, ewch i www.trctrenau.cymru neu ffoniwch 03457 48 49 50.

Rail improvement work can affect journeys on weekdays before 0630 or after 2100 hours and on weekends. Before travelling, visit www.tfwrail.wales or call 03457 48 49 50.

Manceinion - Crewe - Amwythig - Henffordd - Caerdydd						Dydd Llun i ddydd Gwener					
Manchester - Crewe - Shrewsbury - Hereford - Cardiff						Mondays to Fridays					
	AW	AW	AW	AW	AW	AW	AW	AW	AW	AW	
Manceinion Piccadilly / Manchester Piccadilly 10	d	113 1	123 1		133 1	143 1		153 1	163 1		
Stockport	d	1139	1239		1339	1439		1539	1639		
Wilmslow	d	1147	1247		1347	1447		1547	1647		
Alderley Edge	d										
Lerpwl Lime Street / Liverpool Lime Street 10	d	1105a	1205a		1308a	1405a		1505a	1605a		
Runcorn	d	1124a	1223a		1326a	1425a		1524a	1623a		
Caergybi / Holyhead 20	d	0855a				1253a		1358a			
Bangor	d	0922a				132 1a		1425a			
Cyffordd Llandudno / Llandudno Junction	d	0940a				1339a		1443a			
Caer / Chester	d	1035a	1055a		1335a	1435a		1535a	1635a		
Crewe 10	d	1120	1209	13 10	1320	1409	15 10	1522	1609	17 10	
Yr Heledd Wen / Nantwich	d	1128			1328	14 18		1530	16 18	1728	
Wrenbury	d	1135x			1335x			1537x		1735x	
Yr Eglwys Wen / Whitchurch	d	1143			1343	1429		1545	1629	1743	
Prees	d	1149x			1349x			155 1x		1750x	
Wem	d	1155			1355			1557	1637	1756	
Yorton	d	120 1x			140 1x			1603x		180 1x	
Wrecsam Cyffredinol / Wrexham General	d										
Aberystwyth	d			1128a			1329a			1529a	
Amwythig / Shrewsbury	a	12 13	1239	1340	14 13	1449	1540	16 14	1649	1739	18 14
Amwythig / Shrewsbury	d		1240	1340		145 1	1540		165 1	174 1	
Church Stretton	d		1255	1355		1506	1555		1706	1756	
Craven Arms	d		1303	1403		15 14	1603		17 14	1804	
Llwydlo / Ludlow	d		13 10	14 11		152 1	16 11		172 1	18 11	
Llanllieni / Leominster	d		132 1	142 1		1532	162 1		1732	1822	
Henffordd / Hereford 7	a		1337	1437		1550	1638		1750	1839	
Henffordd / Hereford 7	d		1339	1438		155 1	1638		175 1	1840	
Y Fenni / Abergavenny	d		1402	150 1		16 14	170 1		18 14	1903	
Pontypwl a New Inn / Pontypool & New Inn	d		14 12			1624	17 12		1824	19 13	
Cwmbrân	d		14 17	15 14		1629	17 17		1829	19 18	
Casnewydd / Newport	a		1429	1529		1640	1729		1840	1930	
Bryste Temple Meads / Bristol Temple Meads 10	a		15 15	16 15		1749	18 19		1952	20 15	
Reading 7	a		16 16	17 16		16 11	164 1		174 1	1842	
Llundain Paddington / London Paddington 15	a		164 1	1743		1842	1942				
Caerdydd Canolog / Cardiff Central 7	a		1444	1544		1700	1743		1855	1945	
Pen-y-Bont ar Ogwr / Bridgend	a		1506	1606		1728	1806		1925	2007	
Parcfordd Port Talbot Parkway	a		15 18	16 18		1743	182 1		1940	20 19	
Castell Nedd / Neath	a		1525	1626		1755	1828		195 1	2026	
Abertawe / Swansea	a		1539	1639		18 11	1842		2009	2040	
Llanelli	a		160 1	170 1		1833	1905		203 1	2 102	
Caerfyrddin / Carmarthen	a		1633	1732		1903	1933		2059	2 134	
Aberdaugleddau / Milford Haven	a			1836			2038			2246	

Nodiadau

MX Dydd Mawrth i ddydd Gwener

Notes

MX Tuesdays to Fridays

Mae'n bosibl na fydd tocynnau Off-Peak Day yn ddilys i deithio rhwng 0430 a 0930 ac ar gyfer teithiau sy'n cychwyn rhwng 1600 a 1829 Llun-Gwener. Dylech wirio am unrhyw gyfyngiadau cyn teithio.
Off-Peak Day tickets may not be valid for travel between 0430 and 0930 and for journeys starting between 1600 and 1829 Mon-Fri.
Please check restrictions before travel.

Gall gwaith i wella rheilffyrdd effeithio ar deithiau ar ddiwrnodau'r wythnos cyn 0630 neu ar ôl 2100. Cyn teithio, ewch i www.trctrenau.cymru neu ffoniwch 03457 48 49 50.

Rail improvement work can affect journeys on weekdays before 0630 or after 2100 hours and on weekends. Before travelling, visit www.tfwrail.wales or call 03457 48 49 50.

Manceinion - Crewe - Amwythig - Henffordd - Caerdydd **Dydd Llun i ddydd Gwener**
Manchester - Crewe - Shrewsbury - Hereford - Cardiff **Mondays to Fridays**

		AW	AW FO	AW FX	AW	AW	AW	AW	AW		
Manceinion Piccadilly / Manchester Piccadilly 10	d	1731	1831	1831	1931	2031	2136	2236			
Stockport	d	1739	1839	1839	1939	2039	2145	2246			
Wilmslow	d	1749	1847	1847	1947	2048	2152	2253			
Alderley Edge	d										
Lerpwl Lime Street / Liverpool Lime Street 10	d	1705a	1805a	1747a	1847a						
Runcorn	d	1723a	1827a	1803a	1903a						
Caer gybi / Holyhead 20	d						1826a				
Bangor	d						1904a				
Cyffordd Llandudno / Llandudno Junction	d						1931a				
Caer / Chester	d		1754a			2023a					
Crewe 10	d	1812	1909	1909	2011	2120	2212a	2313a			
Yr Heledd Wen / Nantwich	d	1820	1918	1918	2019	2128					
Wrenbury	d		1924x	1924x		2134x					
Yr Eglwys Wen / Whitchurch	d	1831	1930	1930	2030	2141					
Prees	d		1936x	1936x		2147x					
Wem	d	1840	1941	1941	2038	2152					
Yorton	d		1946x	1946x		2157x					
Wrecsam Cyffredinol / Wrexham General	d										
Aberystwyth	d		1727a			1929a					
Amwythig / Shrewsbury	a	1851	1957	1957	2049	2208					
Amwythig / Shrewsbury	d	1853	1957	1957	2052	2209			2310		
Church Stretton	d	1908	2012	2012	2107	2224			2326		
Craven Arms	d	1916	2020	2020	2115	2232			2334		
Llwydlo / Ludlow	d	1923	2028	2028	2122	2239			2343		
Llanllieni / Leominster	d	1934	2038	2038	2133	2250			2354		
Henffordd / Hereford 7	a	1949	2055	2055	2149	2310			0010		
Henffordd / Hereford 7	d	1951	2055	2055	2154	2311			0011		
Y Fenni / Abergavenny	d	2014	2123	2123	2217	2334			0035		
Pontypwl a New Inn / Pontypool & New Inn	d	2024	2133	2133		2344			0045		
Cwmbrân	d	2029	2139	2139	2229	2349			0050		
Casnewydd / Newport	a	2041	2151	2151	2244	0001			0103		
Bryste Temple Meads / Bristol Temple Meads 10	a	2149	2302	2303	2335						
Reading 7	a	1941	2111	2111		2317					
Llundain Paddington / London Paddington 15	a										
Caerdydd Canolog / Cardiff Central 7	a	2101	2208	2211	2306	0021			0123		
Pen-y-Bont ar Ogwr / Bridgend	a	2128a	2237	2246	2347	0119					
Parcfordd Port Talbot Parkway	a	2145a	2249	2258	0003	0142					
Castell Nedd / Neath	a	2152a	2256	2330	0016	0150					
Abertawe / Swansea	a	2207a	2310	2343	0034	0205					
Llanelli	a	2246a	2332	2327	0109						
Caerfyrddin / Carmarthen	a	2319a	0007	2359	0143						
Aberdaugleddau / Milford Haven	a										

Nodiadau

FO Dydd Gwener yn unig
 FX Dydd Llun i ddydd lau

Notes





FO Fridays only
 FX Mondays to Thursdays

Mae'n bosibl na fydd tocynnau Off-Peak Day yn ddilys i deithio rhwng 0430 a 0930 ac ar gyfer teithiau sy'n cychwyn rhwng 1600 a 1829 Llun-Gwener. Dylech wirio am unrhyw gyfyngiadau cyn teithio.
 Off-Peak Day tickets may not be valid for travel between 0430 and 0930 and for journeys starting between 1600 and 1829 Mon-Fri.
 Please check restrictions before travel.

Gall gwaith i wella rheilffyrdd effeithio ar deithiau ar ddiwrnodau'r wythnos cyn 0630 neu ar ôl 2100. Cyn teithio, ewch i www.trctrenau.cymru neu ffoniwch 03457 48 49 50.











Rail improvement work can affect journeys on weekdays before 0630 or after 2100 hours and on weekends. Before travelling, visit www.tfwrail.wales or call 03457 48 49 50.

Caerdydd - Henffordd - Amwythig - Crewe - Manceinion										Dydd Sadwrn
Cardiff - Hereford - Shrewsbury - Crewe - Manchester										Saturdays
	AW	AW	AW	AW	AW	AW	AW	AW	AW	AW
Aberdaugleddau / Milford Haven	d							0554	0705	
Caerfyrddin / Carmarthen	d				0501		0554	0651	0800	
Llanelli	d				0526		0624	0720	0830	
Abertawe / Swansea	d			0356	0552		0649	0747	0854	
Castell Nedd / Neath	d			0408	0604		0700	0759	0905	
Parcfordd Port Talbot Parkway	d			0415	0559		0708	0806	0913	
Pen-y-Bont ar Ogwr / Bridgend	d			0429	0614		0722	0821	0929	
Caerdydd Canolog / Cardiff Central 7	d		0435	0537	0652		0750	0851	0953	
Llundain Paddington / London Paddington 15	d								0818	
Reading 7	d			0650	0818		0917	0948	0843	
Bryste Temple Meads / Bristol Temple Meads 10	d				0629		0657	0757	0857	
Casnewydd / Newport	d		0452	0552	0706		0804	0905	1007	
Cwmbrân	d		0503	0602	0716		0814	0915	1017	
Pontypwl a New Inn / Pontypool & New Inn	d		0509	0608			0820		1023	
Y Fenni / Abergavenny	d		0518	0617	0729		0829	0928	1032	
Henffordd / Hereford 7	a		0543	0642	0754		0853	0953	1057	
Henffordd / Hereford 7	d		0546	0647	0755		0855	0954	1058	
Llanllieni / Leominster	d		0559	0700	0808		0908	1007	1111	
Llwydlo / Ludlow	d		0610	0711	0819		0919	1018	1122	
Craven Arms	d		0618	0719	0827		0927	1026	1130	
Church Stretton	d		0627	0728	0836		0936	1035		
Amwythig / Shrewsbury	a		0641	0743	0852		0950	1050	1152	
Amwythig / Shrewsbury	d	0548	0645	0745	0852	1018	0954	1051	1152	1224
Aberystwyth	a				1121					
Wrecsam Cyffredinol / Wrexham General	a									
Yorton	d	0558x				1028x				1234x
Wem	d	0604	0656	0756		1034				1240
Prees	d	0609x				1039x				1245x
Yr Eglwys Wen / Whitchurch	d	0616	0705	0805	0909	1047	1010	1108	1209	1252
Wrenbury	d	0623x				1053x				1259x
Yr Heledd Wen / Nantwich	d	0629	0714	0814	0918	1100	1019	1117	1218	1305
Crewe 10	a	0627d	0639	0725	0824	0928	1110	1028	1127	1227
Caer / Chester	a		0721				1149	1112		1309
Cyffordd Llandudno / Llandudno Junction	a		0814					1159		
Bangor	a		0840					1215		
Caerdybi / Holyhead 20	a		0921					1246		
Runcorn	a		0724	0824	0900	1000	1200	1101		1300
Lerpwl Lime Street / Liverpool Lime Street 10	a		0743	0842	0920	1019	1219	1120		1319
Alderley Edge	a									
Wilmslow	a	0644		0746	0846	0948		1047	1149	1248
Stockport	a	0655		0759	0859	1000		1059	1159	1259
Manceinion Piccadilly / Manchester Piccadilly 10	a	0708		0810	0913	1014		1113	1212	1313

Caerdydd - Henffordd - Amwythig - Crewe - Manceinion										Dydd Sadwrn	
Cardiff - Hereford - Shrewsbury - Crewe - Manchester										Saturdays	
	AW	AW	AW	AW	AW	AW	AW	AW	AW	AW	
Aberdaugleddau / Milford Haven	d	0900			1100			1300			
Caerfyrddin / Carmarthen	d	0859	0959		1100	1158		1300	1357	1501	
Llanelli	d	0929	1023		1130	1223		1330	1421	1531	
Abertawe / Swansea	d	0954	1045		1159	1247		1400	1446	1555	
Castell Nedd / Neath	d	1006	1100		1210	1302		1411	1502	1606	
Parcfordd Port Talbot Parkway	d	1014	1111		1218	1313		1419	1514	1614	
Pen-y-Bont ar Ogwr / Bridgend	d	1028	1126		1231	1328		1431	1529	1629	
Caerdydd Canolog / Cardiff Central 7	d	1053	1153		1255	1355		1456	1555	1655	
Llundain Paddington / London Paddington 15 	d	0918	1018		1118	1218		1318	1418	1518	
Reading 7	d	0943	1043		1143	1243		1343	1443	1543	
Bryste Temple Meads / Bristol Temple Meads 10 	d	0956	1057		1157	1257		1424	1457	1557	
Casnewydd / Newport	d	1107	1206		1308	1409		1509	1609	1709	
Cwmbrân	d	1117	1217		1319	1419		1520	1619	1719	
Pontypwl a New Inn / Pontypool & New Inn	d	1123	1222			1425			1624		
Y Fenni / Abergavenny	d	1132	1232		1332	1434		1533	1634	1732	
Henffordd / Hereford 7	a	1157	1257		1356	1459		1557	1659	1757	
Henffordd / Hereford 7	d	1158	1257		1358	1500		1559	1700	1758	
Llanllieni / Leominster	d	1211	1310		1411	1513		1612	1713	1811	
Llwydlo / Ludlow	d	1222	1321		1422	1524		1623	1724	1822	
Craven Arms	d	1230			1431			1631		1830	
Church Stretton	d	1239	1336		1441			1640		1839	
Amwythig / Shrewsbury	a	1254	1351		1455	1551		1654	1751	1854	
Amwythig / Shrewsbury	d	1255	1353	1424	1456	1551	1624	1656	1752	1825	1856
Aberystwyth	a	1522			1721			1921		2125	
Wrecsam Cyffredinol / Wrexham General	a										
Yorton	d			1434x			1634x			1835x	
Wem	d			1440			1640			1841	
Prees	d			1445x			1645x			1846x	
Yr Eglwys Wen / Whitchurch	d		1410	1452		1608	1652		1808	1853	
Wrenbury	d			1459x			1659x			1900x	
Yr Heledd Wen / Nantwich	d		1419	1505		1617	1705		1818	1906	
Crewe 10	a	1327	1429	1515	1527	1627	1715	1727	1828	1916	1927
Caer / Chester	a			1608					1909		
Cyffordd Llandudno / Llandudno Junction	a			1659					2005		
Bangor	a			1715					2021		
Caerdybi / Holyhead 20 	a			1746					2052		
Runcorn	a	1424	1500	1600	1625	1700	1800	1824	1904	2000	
Lerpwl Lime Street / Liverpool Lime Street 10	a	1443	1519	1619	1643	1720	1820	1843	1922	2018	
Alderley Edge	a										
Wilmslow	a	1348	1450		1547	1648		1748	1848	1948	
Stockport	a	1359	1500		1559	1700		1800	1900	1959	
Manceinion Piccadilly / Manchester Piccadilly 10 	a	1413	1514		1613	1714		1814	1915	2012	

	AW	AW	AW	AW	AW	AW				
Aberdaugleddau / Milford Haven	d 1508									
Caerfyrddin / Carmarthen	d 1605		1700		1853					
Llanelli	d 1630		1730	1836	1925					
Abertawe / Swansea	d 1658		1755	1900	1952					
Castell Nedd / Neath	d 1709		1806	1911	2003					
Parcfordd Port Talbot Parkway	d 17 17		18 13	19 19	20 11					
Pen-y-Bont ar Ogwr / Bridgend	d 1732		1827	1933	2025					
Caerdydd Canolog / Cardiff Central	d 1756		185 1	20 12	2055					
Llundain Paddington / London Paddington	d 16 18									
Reading	d 1643		1948		2 15 1					
Bryste Temple Meads / Bristol Temple Meads	d 1657		1757	1925	1957					
Casnewydd / Newport	d 1809		1904	2027	2 109					
Cwمبرآن	d 1820		19 15	2038	2 12 1					
Pontypwl a New Inn / Pontypool & New Inn	d 1825		1920	2043						
Y Fenni / Abergavenny	d 1835		1930	2053	2 134					
Henffordd / Hereford	a 1900		1955	2 118	2 159					
Henffordd / Hereford	d 1900		1956	2 120	2200					
Llanllieni / Leominster	d 1913		2009	2 133	22 14					
Llwydlo / Ludlow	d 1924		2020	2 144	2225					
Craven Arms	d		2029	2 154	2233					
Church Stretton	d		2038	2203	2242					
Amwythig / Shrewsbury	a 195 1		2053	22 18	2257	2332				
Amwythig / Shrewsbury	d 1952	2032	2056	22 19	2306	2335				
Aberystwyth	a									
Wrecsam Cyffredinol / Wrexham General	a									
Yorton	d		204 1x	2227x	23 15x	2343x				
Wem	d		2046	2232	2320	2348				
Prees	d		205 1x	2236x	2325x	2353x				
Yr Eglwys Wen / Whitchurch	d 2009	2058		2244	2332	2359				
Wrenbury	d		2 104x	2249x	2338x	0005x				
Yr Heledd Wen / Nantwich	d 20 18	2 1 10		2255	2344	00 10				
Crewe	a 2028	2 1 19	2 127	2305	2354	0020				
Caer / Chester	a 2 122	220 1		2343	0023					
Cyffordd Llandudno / Llandudno Junction	a 222 1									
Bangor	a 2245									
Caerdybi / Holyhead	a 23 17									
Runcorn	a 2 105	2 15 1	2224							
Lerpwl Lime Street / Liverpool Lime Street	a 2 127	22 10	224 1							
Alderley Edge	a									
Wilmslow	a 2048		2 148							
Stockport	a 2 100		2 158							
Manceinion Piccadilly / Manchester Piccadilly	a 2 115		22 13							

Manceinion - Crewe - Amwythig - Henffordd - Caerdydd										Dydd Sadwrn
Manchester - Crewe - Shrewsbury - Hereford - Cardiff										Saturdays
	AW	AW	AW	AW	AW	AW	AW	AW	AW	AW
Manceinion Piccadilly / Manchester Piccadilly 10	d	05 11	0630		0731	0830	0930	1031		1131
Stockport	d		0639		0740	0839	0939	1039		1139
Wilmslow	d		0647		0747	0847	0946	1047		1147
Alderley Edge	d									
Lerpwl Lime Street / Liverpool Lime Street 10	d		0609		0716	0807	0906	1005		1105
Runcorn	d		0626		0733	0825	0927	1026		1126
Caerdybi / Holyhead 20	d					0652	0755	0855		
Bangor	d					0720	0822	0922		
Cyffordd Llandudno / Llandudno Junction	d					0738	0840	0940		
Caer / Chester	d	0455		0639		0835	0935	1035		
Crewe 10	d	0454	0555	0709	0720	0810	0910	1010	1110	1210
Yr Heledd Wen / Nantwich	d	0502	0603	0718	0728	0818			1131	1218
Wrenbury	d		0609x		0736x				1138x	
Yr Eglwys Wen / Whitchurch	d	0513	0616	0729	0743	0829			1146	1229
Prees	d		0622x		0749x				1153x	
Wem	d	0522	0627	0737	0755				1159	
Yorton	d		0632x		0800x				1204x	
Wrecsam Cyffredinol / Wrexham General	d									
Aberystwyth	d		0529			0729		0929		
Amwythig / Shrewsbury	a	0535	0643	0750	0809	0848	0939	1040	1140	1215
Amwythig / Shrewsbury	d	0540	0645	0752		0850	0941	1040	1142	1252
Church Stretton	d	0555	0700	0807		0905	0956	1055	1157	1307
Craven Arms	d	0603	0708	0815		0913	1004	1103	1205	1315
Llwydlo / Ludlow	d	0610	0715	0822		0920	1011	1111	1212	1322
Llanllieni / Leominster	d	0621	0726	0833		0931	1022	1121	1223	1333
Henffordd / Hereford 7	a	0637	0743	0850		0948	1038	1137	1239	1350
Henffordd / Hereford 7	d	0647	0744	0851		0950	1040	1138	1241	1350
Y Fenni / Abergavenny	d	0710	0807	0914		1013	1103	1201	1304	1413
Pontypwl a New Inn / Pontypool & New Inn	d	0720	0817	0924		1023		1211		1423
Cwmbrân	d	0725	0823	0929		1028	1115	1216	1316	1428
Casnewydd / Newport	a	0737	0836	0940		1039	1128	1229	1329	1440
Bryste Temple Meads / Bristol Temple Meads 10	a		0915	1050		1115	1216	1312	1415	1550
Reading 7	a			1117		1217	1318	1419	1519	1616
Llundain Paddington / London Paddington 15	a			1143		1241	1343	1443	1543	1640
Caerdydd Canolog / Cardiff Central 7	a	0751	0856	0959		1054	1154	1255	1354	1455
Pen-y-Bont ar Ogwr / Bridgend	a	0815	0919	1020		1117	1224	1318	1423	1525
Parcffordd Port Talbot Parkway	a	0830	0933	1032		1133	1235	1332	1436	1537
Castell Nedd / Neath	a	0838	0945	1039		1145	1242	1344	1443	1544
Abertawe / Swansea	a	0851	1002	1054		1201	1256	1401	1456	1558
Llanelli	a	0921	1023	1125		1223	1319	1423	1520	1621
Caerfyrddin / Carmarthen	a	0953	1052	1152		1253	1346	1453	1547	1656
Aberdaugleddau / Milford Haven	a	1058		1256			1456		1651	

Manceinion - Crewe - Amwythig - Henffordd - Caerdydd										Dydd Sadwrn	
Manchester - Crewe - Shrewsbury - Hereford - Cardiff										Saturdays	
	AW	AW	AW	AW	AW	AW	AW	AW	AW	AW	
Manceinion Piccadilly / Manchester Piccadilly 	d	1230		133 1	143 1		153 1	163 1		173 1	183 1
Stockport	d	1239		1339	1439		1539	1639		1739	1839
Wilmslow	d	1246		1347	1447		1547	1647		1747	1847
Alderley Edge	d										
Lerpwl Lime Street / Liverpool Lime Street 	d	1205		1305	1405		1506	1605		1706	1806
Runcorn	d	1227		1325	1425		1526	1625		1726	1823
Caerdybi / Holyhead 	d						1358				
Bangor	d						1425				
Cyffordd Llandudno / Llandudno Junction	d						1443				
Caer / Chester	d	1154		1254	1435		1535				
Crewe 	d	1308	1320	1409	15 10	1520	16 10	17 10	1720	18 11	19 11
Yr Heledd Wen / Nantwich	d		1328	14 18		1528	16 18	17 18	1728	18 19	19 19
Wrenbury	d		1335x			1535x			1735x		1925x
Yr Eglwys Wen / Whitchurch	d		1343	1428		1543	1629	1728	1743	1830	1932
Prees	d		1349x			1549x			1749x		1938x
Wem	d		1355			1555			1755		1943
Yorton	d		140 1x			160 1x			180 1x		1948x
Wrecsam Cyffredinol / Wrexham General	d										
Aberystwyth	d	1129			1329			1529			1728
Amwythig / Shrewsbury	a	1338	14 13	1447	154 1	16 13	1648	1746	18 13	1850	1958
Amwythig / Shrewsbury	d	1340		1447	1547		1652	1747		1854	1959
Church Stretton	d			1502	1602		1707	1802		1909	20 14
Craven Arms	d			15 10	16 10		17 15	18 10		19 17	2022
Llwydlo / Ludlow	d	1406		15 18	16 17		1722	18 17		1924	2029
Llanllieni / Leominster	d	14 16		1528	1628		1733	1828		1935	2040
Henffordd / Hereford 	a	1433		1544	1644		1750	1846		1951	2056
Henffordd / Hereford 	d	1433		1546	1647		1750	1848		1952	2057
Y Fenni / Abergavenny	d	1456		1609	17 10		18 13	19 11		20 15	2 120
Pontypwl a New Inn / Pontypool & New Inn	d			16 19	1720		1823	192 1		2025	2 130
Cwmbrân	d	1509		1625	1726		1828	1926		2030	2 135
Casnewydd / Newport	a	152 1		1637	1738		184 1	1938		204 1	2 146
Bryste Temple Meads / Bristol Temple Meads 	a	16 18		175 1	1850			20 15		2 149	
Reading 	a	17 18		18 19	19 19			184 1		194 1	2 111
Llundain Paddington / London Paddington 	a	1745		1844	1943						
Caerdydd Canolog / Cardiff Central 	a	1537		1657	1755		1858	1955		2 100	2205
Pen-y-Bont ar Ogwr / Bridgend	a	1600		1725	1824		1923	202 1		2 131	2235
Parcfordd Port Talbot Parkway	a	16 15		1739	1839		1938	2033		2 145	2247
Castell Nedd / Neath	a	1622		175 1	1847		1950	2054		2 152	2254
Abertawe / Swansea	a	1635		1807	1900		2007	2 108		2205	2307
Llanelli	a	1658		1830	1924		203 1	2 103			2329
Caerfyrddin / Carmarthen	a	1730		1902	195 1		2058	2 134			0004
Aberdaugleddau / Milford Haven	a	1834			2059			2303			











	AW	AW	AW	AW						
Manceinion Piccadilly / Manchester Piccadilly 10	d	1931	2031	2133	2235					
Stockport	d	1940	2039	2143	2245					
Wilmslow	d	1947	2047	2153	2253					
Alderley Edge	d									
Lerpwl Lime Street / Liverpool Lime Street 10	d	1913	2004							
Runcorn	d	1930	2022							
Caergybi / Holyhead 20	d		1825							
Bangor	d		1904							
Cyffordd Llandudno / Llandudno Junction	d		1929							
Caer / Chester	d	1937	2035							
Crewe 10	d	2010	2110	2212a	2312a					
Yr Heledd Wen / Nantwich	d	2018	2118							
Wrenbury	d		2124x							
Yr Eglwys Wen / Whitchurch	d	2029	2131							
Prees	d		2137x							
Wem	d	2038	2142							
Yorton	d		2147x							
Wrecsam Cyffredinol / Wrexham General	d									
Aberystwyth	d	1831	1929							
Amwythig / Shrewsbury	a	2050	2159							
Amwythig / Shrewsbury	d	2053	2203							
Church Stretton	d	2108	2218							
Craven Arms	d	2116	2226							
Llwydlo / Ludlow	d	2123	2233							
Llanllieni / Leominster	d	2134	2244							
Henffordd / Hereford 7	a	2150	2259							
Henffordd / Hereford 7	d	2153	2301							
Y Fenni / Abergavenny	d	2216	2324							
Pontypwl a New Inn / Pontypool & New Inn	d	2227	2334							
Cwmbrân	d	2232	2339							
Casnewydd / Newport	a	2247	2350							
Bryste Temple Meads / Bristol Temple Meads 10	a									
Reading 7	a									
Llundain Paddington / London Paddington 15	a									
Caerdydd Canolog / Cardiff Central 7	a	2310	0011							
Pen-y-Bont ar Ogwr / Bridgend	a									
Parcfordd Port Talbot Parkway	a									
Castell Nedd / Neath	a									
Abertawe / Swansea	a									
Llanelli	a									
Caerfyrddin / Carmarthen	a									
Aberdaugleddau / Milford Haven	a									

	AW	AW	AW	AW	AW	AW	AW	AW	AW	AW	
Aberdaugleddau / Milford Haven	d										
Caerfyrddin / Carmarthen	d										
Llanelli	d										
Abertawe / Swansea	d						0826		0935	1032	
Castell Nedd / Neath	d						0837		0946	1043	
Parcfordd Port Talbot Parkway	d						0846		0953	1051	
Pen-y-Bont ar Ogwr / Bridgend	d						0903		1009	1107	
Caerdydd Canolog / Cardiff Central 7	d						0830	0928	1034	1134	
Llundain Paddington / London Paddington 15	d										
Reading 7	d							1029		1246	
Bryste Temple Meads / Bristol Temple Meads 10	d									1042	
Casnewydd / Newport	d						0852	0947	1049	1150	
Cwmbrân	d						0903	0959	1105	1206	
Pontypwl a New Inn / Pontypool & New Inn	d						0909	1005	1111	1212	
Y Fenni / Abergavenny	d						0918	1015	1121	1223	
Henffordd / Hereford 7	a						0945	1043	1148	1251	
Henffordd / Hereford 7	d						0947	1045	1149	1252	
Llanllieni / Leominster	d						1001	1058	1202	1305	
Llwydlo / Ludlow	d						1012	1110	1213	1317	
Craven Arms	d						1020		1223		
Church Stretton	d						1029		1232		
Amwythig / Shrewsbury	a						1046	1141	1249	1347	
Amwythig / Shrewsbury	d	0825		0955	1022	1048	1144	1224	1250	1349	
Aberystwyth	a						1321		1521		
Wrecsam Cyffredinol / Wrexham General	a										
Yorton	d	0834x				1031x			1233x		
Wem	d	0839				1036			1238		
Prees	d	0844x				1041x			1243x		
Yr Eglwys Wen / Whitchurch	d	0851				1048			1250		
Wrenbury	d	0857x				1054x			1256x		
Yr Heledd Wen / Nantwich	d	0903				1100			1302		
Crewe 10	a	0830d	0913	0929d	1026	1110	1120	1224	1312	1327	1426
Caer / Chester	a		0948		1102	1147	1218	1317	1351	1420	1520
Cyffordd Llandudno / Llandudno Junction	a		1046		1153	1253			1459		
Bangor	a		1113		1209	1312			1518		
Caerdybi / Holyhead 20	a		1159		1240	1340			1557		
Runcorn	a				1102	1154	1203	1251	1353	1402	1502
Lerpwl Lime Street / Liverpool Lime Street 10	a				1120	1211	1222	1308	1412	1420	1519
Alderley Edge	a			0946							
Wilmslow	a	0849		0950	1048		1141	1248		1349	1450
Stockport	a			1043	1100			1300		1401	1502
Manceinion Piccadilly / Manchester Piccadilly 10	a	0913		1011	1116		1207	1315		1417	1515

	AW	AW	AW	AW	AW	AW	AW	AW	AW	AW
Aberdaugleddau / Milford Haven	d						1124			1329
Caerfyrddin / Carmarthen	d	1030					1228	1338		1434
Llanelli	d	1057					1255	1403		1501
Abertawe / Swansea	d	1134	1222	1251			1343		1457	1531
Castell Nedd / Neath	d	1146	1234	1303			1354	1428	1508	1542
Parcfordd Port Talbot Parkway	d	1153	1240	1310			1402	1436	1515	1549
Pen-y-Bont ar Ogwr / Bridgend	d	1210	1255	1326			1418	1449	1530	1605
Caerdydd Canolog / Cardiff Central	d	1236	1329	1350			1454	1517	1600	1640
Llundain Paddington / London Paddington	d									
Reading	d		1449						1650	
Bryste Temple Meads / Bristol Temple Meads	d		1254	1315			1418		1513	1612
Casnewydd / Newport	d	1250	1343	1405			1509	1531	1614	1655
Cwmbrân	d	1306	1353	1415			1524	1546	1628	1709
Pontypwl a New Inn / Pontypool & New Inn	d	1311	1359					1552		1715
Y Fenni / Abergavenny	d	1321	1408	1428			1537	1601	1641	1725
Henffordd / Hereford	a	1347	1435	1454			1604	1628	1706	1750
Henffordd / Hereford	d	1349	1435	1454			1604	1629	1707	1753
Llanllieni / Leominster	d	1403	1448	1507				1642		1806
Llwydlo / Ludlow	d	1414	1459	1518			1626	1653	1729	1817
Craven Arms	d	1423	1508					1701		1826
Church Stretton	d	1433						1710		1835
Amwythig / Shrewsbury	a	1449	1529	1553			1654	1725	1755	1849
Amwythig / Shrewsbury	d	1422	1451	1533	1554	1624	1654	1731	1756	1822
Aberystwyth	a	1723					1920			2122
Wrecsam Cyffredinol / Wrexham General	a		1610					1808		
Yorton	d	1431x				1633x				1831x
Wem	d	1436				1638				1836
Prees	d	1441x				1643x				1841x
Yr Eglwys Wen / Whitchurch	d	1448				1650				1848
Wrenbury	d	1454x				1656x				1854x
Yr Heledd Wen / Nantwich	d	1500				1702				1900
Crewe	a	1510	1526		1628	1712	1729		1829	1912
Caer / Chester	a	1550	1623	1629		1759		1826	1918	1949
Cyffordd Llandudno / Llandudno Junction	a	1657		1731		1857		1924	2018	2105
Bangor	a	1716		1757		1916		1950	2034	2121
Caerdybi / Holyhead	a	1758		1838		1958		2020	2103	2152
Runcorn	a	1554	1602		1702	1757	1802		1902	1954
Lerpwl Lime Street / Liverpool Lime Street	a	1612	1623		1721	1815	1821		1921	2012
Alderley Edge	a									
Wilmslow	a		1548		1649		1749		1849	1949
Stockport	a		1600		1700		1801		1900	2000
Manceinion Piccadilly / Manchester Piccadilly	a		1614		1717		1818		1915	2016











Yn aml mae gwaith gwella'r rheilffyrdd yn effeithio ar wasanaethau ar y Sul, gan gynnwys arlwyio ar drenau. Cyn teithio ewch i www.trctrenau.cymru neu ffoniwch 03457 484 950.

Rail improvement work often affects Sunday services, including on-train catering. Before travelling, visit www.tfwrail.wales or call 03457 484 950.

	AW	AW	AW	AW	AW	AW				
Aberdaugleddau / Milford Haven	d		1529							
Caerfyrddin / Carmarthen	d		1634			2 115				
Llanelli	d		1707			2 14 1				
Abertawe / Swansea	d	1652	1737	1839		22 10				
Castell Nedd / Neath	d	1703	1748	1850		222 1				
Parcfordd Port Talbot Parkway	d	17 11	1755	1858		2229				
Pen-y-Bont ar Ogwr / Bridgend	d	1726	18 11	19 15		2245				
Caerdydd Canolog / Cardiff Central 	d	1755	1840	1940	2 110	2320				
Llundain Paddington / London Paddington 	d									
Reading 	d	1846								
Bryste Temple Meads / Bristol Temple Meads 	d	17 13	18 18		2045					
Casnewydd / Newport	d	1809	1855	1956	2 124	2339				
Cwمبرân	d	1823	1909	20 10	2 138	2349				
Pontypwl a New Inn / Pontypool & New Inn	d	1829		20 16	2 144	2355				
Y Fenni / Abergavenny	d	1838	1922	2026	2 153	0005				
Henffordd / Hereford 	a	1903	1948	2053	22 19	0034				
Henffordd / Hereford 	d	1906	1950	2054	22 19					
Llanllieni / Leominster	d	19 19	2004	2 108	2232					
Llwydlo / Ludlow	d	1931	20 15	2 119	2243					
Craven Arms	d		2023	2 129	2252					
Church Stretton	d		2032	2 138	230 1					
Amwythig / Shrewsbury	a	1959	2047	2 156	23 17					
Amwythig / Shrewsbury	d	1959	202 1	2050	23 19					
Aberystwyth	a		23 15							
Wrecsam Cyffredinol / Wrexham General	a									
Yorton	d		2030x		2328x					
Wem	d		2035		2333					
Prees	d		2040x		2338x					
Yr Eglwys Wen / Whitchurch	d		2047		2345					
Wrenbury	d		2053x		235 1x					
Yr Heledd Wen / Nantwich	d		2059		2357					
Crewe 	a	203 1	2 109	2 122	0007					
Caer / Chester	a		2 152	2227	0034					
Cyffordd Llandudno / Llandudno Junction	a		2256							
Bangor	a		23 13							
Caergybi / Holyhead 	a		2355							
Runcorn	a	2 106	2203							
Lerpwl Lime Street / Liverpool Lime Street 	a	2 123	2220							
Alderley Edge	a		2 148							
Wilmslow	a	205 1	2 152							
Stockport	a	2 102	2204							
Manceinion Piccadilly / Manchester Piccadilly 	a	2 115	22 19							

Yn aml mae gwaith gwella'r rheilffyrdd yn effeithio ar wasanaethau ar y Sul, gan gynnwys arllwyo ar drenau. Cyn teithio ewch i www.trctrenau.cymru neu ffoniwch 03457 484 950.

Rail improvement work often affects Sunday services, including on-train catering. Before travelling, visit www.tfwrail.wales or call 03457 484 950.



Manceinion - Crewe - Amwythig - Henffordd - Caerdydd										Dydd Sul
Manchester - Crewe - Shrewsbury - Hereford - Cardiff										Sundays
	AW	AW	AW	AW	AW	AW	AW	AW	AW	AW
				N						
Manceinion Piccadilly / Manchester Piccadilly 	d	0827			0930	1031	1020	1130		1232
Stockport	d	0835			0941	1040	1029	1143		1243
Wilmslow	d	0822			0949	1048	1037	1151		1250
Alderley Edge	d				0953					
Lerpwl Lime Street / Liverpool Lime Street 	d	0838				1012	1038			
Runcorn	d	0854				1029	1054			
Caerybi / Holyhead 	d						0849		1020	1055
Bangor	d						0917		1059	1122
Cyffordd Llandudno / Llandudno Junction	d						0937		1123	1140
Caer / Chester	d	0838			0939	0957	1039		1229	1233
Crewe 	d	0921			1014	1111	1125	1213		1313
Yr Heledd Wen / Nantwich	d	0929			1022		1133			
Wrenbury	d	0936x					1140x			
Yr Eglwys Wen / Whitchurch	d	0944			1034		1148			
Prees	d	0950x					1154x			
Wem	d	0956			1044					
Yorton	d	1002x					1206x			
Wrecsam Cyffredinol / Wrexham General	d								1244	
Aberystwyth	d					0929		1029	1129	
Amwythig / Shrewsbury	a	1014			1059	1142	1218	1243	1322	1346
Amwythig / Shrewsbury	d	0750			1110	1146		1245	1324	1350
Church Stretton	d	0815			1126				1340	
Craven Arms	d	0835			1135				1348	
Llwydlo / Ludlow	d	0855			1144	1213		1312	1356	1418
Llanllieni / Leominster	d	0920			1156	1224		1324	1406	1429
Henffordd / Hereford 	a	0950			1213	1240		1339	1422	1445
Henffordd / Hereford 	d			1006	1213	1242		1340	1422	1447
Y Fenni / Abergavenny	d			1030	1238	1306		1403	1445	1510
Pontypwl a New Inn / Pontypool & New Inn	d			1040	1248	1316		1413	1455	
Cwmbrân	d			1045	1254	1322		1419	1500	1523
Casnewydd / Newport	a		0930d	1057	1305	1333		1432	1512	1537
Bryste Temple Meads / Bristol Temple Meads 	a				1349	1408		1509	1610	1644
Reading 	a				1207				1407	1507
Llundain Paddington / London Paddington 	a									
Caerdydd Canolog / Cardiff Central 	a		0949	1111	1320	1351		1448	1528	1555
Pen-y-Bont ar Ogwr / Bridgend	a		1023	1134	1340	1427		1510	1558	1623
Parcfordd Port Talbot Parkway	a		1039	1147	1356	1443		1525	1612	1640
Castell Nedd / Neath	a		1047	1155	1404	1452		1533	1620	1648
Abertawe / Swansea	a		1100	1208	1418	1506		1548	1633	1703
Llanelli	a		1123	1231	1455	1545			1657	1727
Caerfyrddin / Carmarthen	a		1158	1305	1524	1615				1800
Aberdaugleddau / Milford Haven	a		1307			1721				1911

Nodiadau

N I Porthladd Abergwaun

Notes

N To Fishguard Harbour

Mae'r llwybrau mewn print tywyll yn dangos gwasanaethau bysiau yn lle trenau. Gweler y posteri  Information/Gwybodaeth yn y gorsafoedd i weld lle bydd y bysiau'n aros
Shaded routes indicate replacement bus services. Please see  Information/Gwybodaeth posters at stations for bus pick up point

Yn aml mae gwaith gwella'r rheilffyrdd yn effeithio ar wasanaethau ar y Sul, gan gynnwys arlwyyo ar drenau. Cyn teithio ewch i www.trctrenau.cymru neu ffoniwch 03457 484 950.

Rail improvement work often affects Sunday services, including on-train catering. Before travelling, visit www.tfwrail.wales or call 03457 484 950.

Manceinion - Crewe - Amwythig - Henffordd - Caerdydd **Dydd Sul**
Manchester - Crewe - Shrewsbury - Hereford - Cardiff **Sundays**

	AW	AW	AW	AW	AW	AW	AW	AW	AW	AW	
Manceinion Piccadilly / Manchester Piccadilly 10	d	1330	1430		1530	1630		1730		1830	
Stockport	d	1340	1440		1540	1640		1740		1840	
Wilmslow	d	1348	1448		1548	1648		1748		1848	
Alderley Edge	d										
Lerpwl Lime Street / Liverpool Lime Street 10	d										
Runcorn	d										
Caergybi / Holyhead 20	d	1150			1355					1625	
Bangor	d	12 17			1422					1704	
Cyffordd Llandudno / Llandudno Junction	d	1235			1440					1725	
Caer / Chester	d	1223	1330	1424		1532				1826	
Crewe 10	d	1321	14 12	15 12	152 1	16 13	17 13	1726	18 13		19 13
Yr Heledd Wen / Nantwich	d	1329			1529			1734			
Wrenbury	d	1336x			1536x			174 1x			
Yr Eglwys Wen / Whitchurch	d	1344			1544			1749			
Prees	d	1350x			1550x			1755x			
Wem	d	1356			1556			180 1			
Yorton	d	1402x			1602x			1807x			
Wrecsam Cyffredinol / Wrexham General	d									184 1	
Aberystwyth	d			1329							
Amwythig / Shrewsbury	a	14 14	1447	1547	16 14	1643	1745	18 19	1843	1920	1946
Amwythig / Shrewsbury	d		1450	1549		1645	1746		1844	1922	1946
Church Stretton	d		1506			1700			1900	1938	
Craven Arms	d		15 14			1708			1908	1946	
Llwydlo / Ludlow	d		1523	16 19		17 16	18 14		19 16	1954	20 14
Llanllieni / Leominster	d		1534	1630		1727	1824			2004	2024
Henffordd / Hereford 7	a		1550	1647		1742	1842		1939	20 19	2040
Henffordd / Hereford 7	d		1550	1648		1743	1843		1940	2022	2041
Y Fenni / Abergavenny	d		16 14	17 12		1806	1906		2003	2045	2 104
Pontypwl a New Inn / Pontypool & New Inn	d		1625			18 16	19 16			2056	
Cwmbrân	d		1630	1726		182 1	1922		20 16	2 10 1	2 117
Casnewydd / Newport	a		164 1	1738		1833	1936		2028	2 113	2 127
Bryste Temple Meads / Bristol Temple Meads 10	a		1726	1829		19 11				22 19	
Reading 7	a		1607	1707		1807				2007	
Llundain Paddington / London Paddington 15	a										
Caerdydd Canolog / Cardiff Central 7	a		1658	1754		1853	195 1		2046	2 130	2 144
Pen-y-Bont ar Ogwr / Bridgend	a		1728	1827		1923	20 15		2 111	2 154	2209
Parcffordd Port Talbot Parkway	a		1744	1843		1938	2030		2 126	2207	2224
Castell Nedd / Neath	a		175 1	185 1		1945	2037		2 134	22 16	2231
Abertawe / Swansea	a		1808	1906		200 1	2052		2 149	2229	2246
Llanelli	a			1936							2308
Caerfyrddin / Carmarthen	a			2007							2342
Aberdaugleddau / Milford Haven	a			2 120							

Yn aml mae gwaith gwella'r rheilffyrdd yn effeithio ar wasanaethau ar y Sul, gan gynnwys arlwyio ar drenau. Cyn teithio ewch i www.trctrenau.cymru neu ffoniwch 03457 484 950.

Rail improvement work often affects Sunday services, including on-train catering. Before travelling, visit www.tfwrail.wales or call 03457 484 950.

	AW	AW	AW	AW	AW	AW	AW			
Manceinion Piccadilly / Manchester Piccadilly 10	d	1930	2030		2 135	2235				
Stockport	d	1940	2040		2 147					
Wilmslow	d	1948	2048		2 157	2250				
Alderley Edge	d					2254				
Lerpwl Lime Street / Liverpool Lime Street 10	d		1947	2047						
Runcorn	d		2004	2 103						
Caerdybi / Holyhead 20	d		1826				2033			
Bangor	d		1906				2 112			
Cyffordd Llandudno / Llandudno Junction	d		1924				2 138			
Caer / Chester	d	1901	2037	2053			2302			
Crewe 10	d	19 18	20 12	2 111	2 145	22 17a	23 13a	2330		
Yr Heledd Wen / Nantwich	d	1926		2 118	2 153			2338		
Wrenbury	d	1933x		2 123x	2200x			2344x		
Yr Eglwys Wen / Whitchurch	d	1941		2 132	2208			235 1		
Prees	d	1947x		2 137x	22 14x			2357x		
Wem	d	1953		2 144	2220			0002		
Yorton	d	1959x		2 148x	2226x			0007x		
Wrecsam Cyffredinol / Wrexham General	d									
Aberystwyth	d									
Amwythig / Shrewsbury	a	20 11	2047	2 159	2238			00 17		
Amwythig / Shrewsbury	d		2049	2204						
Church Stretton	d		2 105	2220						
Craven Arms	d		2 113	2229						
Llwydlo / Ludlow	d		2 122	2237						
Llanllieni / Leominster	d		2 133	2249						
Henffordd / Hereford 7	a		2 148	2304						
Henffordd / Hereford 7	d		2 149	2305						
Y Fenni / Abergavenny	d		22 13	2329						
Pontypwl a New Inn / Pontypool & New Inn	d		2224	2339						
Cwmbrân	d		2229	2344						
Casnewydd / Newport	a		2240	2356						
Bryste Temple Meads / Bristol Temple Meads 10	a									
Reading 7	a									
Llundain Paddington / London Paddington 15	a									
Caerdydd Canolog / Cardiff Central 7	a		2257	00 18						
Pen-y-Bont ar Ogwr / Bridgend	a		2320							
Parcfordd Port Talbot Parkway	a		2336							
Castell Nedd / Neath	a		2345							
Abertawe / Swansea	a		2359							
Llanelli	a									
Caerfyrddin / Carmarthen	a									
Aberdaugleddau / Milford Haven	a									

Yn aml mae gwaith gwella'r rheilffyrdd yn effeithio ar wasanaethau ar y Sul, gan gynnwys arllwyo ar drenau. Cyn teithio ewch i www.trctrenau.cymru neu ffoniwch 03457 484 950.

Rail improvement work often affects Sunday services, including on-train catering. Before travelling, visit www.tfwrail.wales or call 03457 484 950.

Roedd yr wybodaeth yn yr amserlen hon yn gywir pan gafodd ei hargraffu.
The information in this timetable was correct at the time of print.

Cysylltwch â ni er mwyn:

- gofyn am yr amserlen mewn fformat gwahanol, gan gynnwys print bras
- rhoi gwybod am nam neu ddifrod i'n trenau a'n gorsafoedd
- gwneud sylw am ein gwasanaethau trên
- gofyn am wybodaeth arall i gwsmeriaid gan gynnwys y siarter teithwyr
- hawlio unrhyw iawndal am oedi o 15 munud neu ragor.

Get in touch to:

- request other timetable formats, including large print
- report faults or damage to our trains and stations
- comment on our train services
- request other customer information including the passenger charter
- claim any compensation for delays of 15 minutes or more.



0333 3211 202

*Mae costau rhwydwaith safonol yn berthnasol. Gall pris galwadau o ffonau symudol fod yn uwch
*Standard network charges apply. Calls from mobiles may be higher



trctrenau.cymru
tfwrail.wales



Dilynwch ni: @tfwrail
Follow us: @tfwrail



I weld ein cynigion a'n bargeinion, cofrestrwch yn
www.trctrenau.cymru/cofrestru
For offers and deals, register at www.tfwrail.wales/signup



Prynu Cyn Teithioboard. Archebwch ar ap TfW Rail
www.trctrenau.cymru neu mewn gorsaf
Buy before you board. Book on the TfW Rail app,
www.tfwrail.wales or at a station



I archebu cymorth ac i gael cyngor ar hygyrchedd, cysylltwch â'n tîm Cymorth wrth Deithio: 033 30 050 501 (Testun y Genhedlaeth Nesaf 18001 0333 005 0501) ar agor 8am tan 8pm saith niwrnod yr wythnos neu i gael rhagor o wybodaeth ewch i www.trctrenau.cymru/cy/cyn-eich-taith/teithio-hygyrch

To book assistance and for accessibility advice please contact our Assisted Travel team: 033 30 050 501 (Next Generation text 18001 0333 005 0501) open 8am to 8pm seven days a week or for more information visit www.tfwrail.wales/before-your-journey/accessible-travel

Nodiadau safonol

Mae'r amserau mewn **print coch** yn dangos gwasanaethau sy'n cysylltu.

Trafnidiaeth Cymru **AW**

Amser cyrraedd **a**

Amser ymadael **d**

Yn aros i ollwng teithwyr yn unig **s**

Yn aros i godi teithwyr yn unig **u**

Yn aros ar gais. Rhaid i bobl sydd eisiau mynd i lawr hysbysu'r tocynnwr. Rhaid i bobl sydd eisiau mynd ar y trên roi'r arwydd llaw priodol i'r gyrrwr

Amser cysylltu a argymhellir **[7]**

Standard notes

Times in **red type** indicate connecting services.

Transport for Wales

Arrival time

Departure time

Stops to set down only

Stops to pick up only

x Service stops on request. Passengers wishing to alight must inform the conductor. Passengers wishing to board must give the appropriate hand signal to the driver

[7] Recommended connecting time